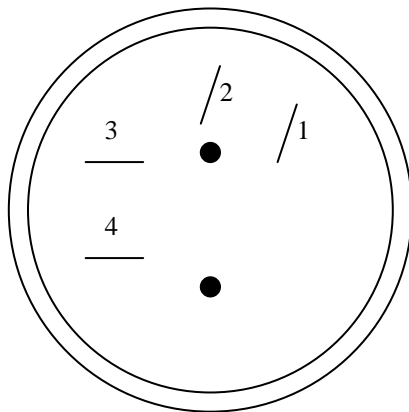


~~~~~ / / / / / / *Tech Tip* / / / / / /

Trinary Switches

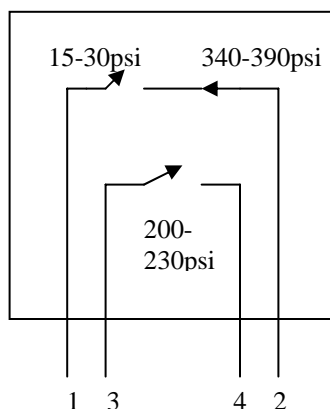
Trinary switches provide compressor protection against high side pressures that are too high or too low. These switches can also engage a fan clutch or open radiator shutters. Other multi-pressure controls could be utilized.

Four Seasons' trinary switch part numbers are 35889 and 35901. Shown below are the terminal positions, typical wiring colors, and usage. Also below is the internal schematic for each of these switches. If the original trinary switch terminals are different, a four wire boot connector (part number 35900) can be used.



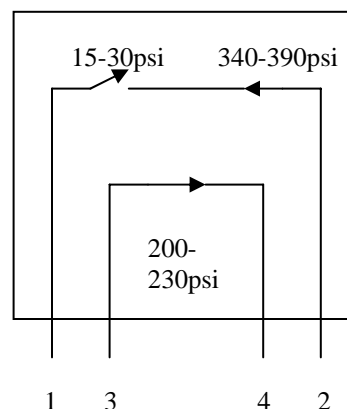
- Terminal 1 – black wire (to compressor clutch)
- Terminal 2 – black wire with white stripe (to AC thermostat)
- Terminal 3 – yellow wire (to fan clutch or Shutters)
- Terminal 4 – orange or red wire (to power)

35901



Normally open fan switch

35889



Normally closed fan switch